






Impairments to Fire Protection Systems



Any protective system can be impaired. Proper impairment planning is essential

Some items easily impaired are:











-  Automatic sprinkler systems
-  Special extinguishing systems
-  Public water supplies
-  Private water supplies (pumps and tanks)
-  Alarm, alarm supervisory and detection systems

An emergency impairment occurs when a facility loses part or all of its fire protection systems. Broken sprinkler piping and damaged fire alarm panels are examples.

If you have an emergency impairment:

-  Shut down any hazardous operations in the area affected in an orderly fashion. If possible, remove combustibles.
-  Begin necessary repairs immediately. An up-to-date list of emergency phone numbers of contractors and vendors should be available.














Notify:

-  Fire brigade leaders.
-  Management.
-  Local public fire officials.
-  Any alarm company supervising the area.
-  Department heads, briefing them on the problem.
-  Unimutual (if the duration of the impairment is expected to exceed 8 hours, or span a shift change)* by emailing service@unimutual.com.au
-  Enforce “No Smoking” regulations in all affected areas.
-  Have responsible individuals tour the affected areas as often as needed, but never less than every half hour.
-  Use emergency measures to keep items such as sprinklers and water supplies active.
-  Restore normal protection as quickly as possible, working continuously through all shifts until repairs are complete.

* Whilst Unimutual does not require notification of impairment durations of less than 8 hours, all other standard precautions and procedures listed within this document should be followed.






A Planned Impairment is one that is needed to extend or adjust fire protection systems for any reason.

For planned impairments:

-  You, not the contractors doing the work, must control the impairment.
-  Schedule only one impairment at a time.
-  Notify the following people at least 24 hours in advance:
 -  Fire brigade leaders
 -  Local public fore officials
 -  Any alarm companies supervising the area
 -  Department heads, briefing them on the problem
 -  Unimutual (if the duration is expected to exceed 8 hours or span a shift change)* by emailing service@unimutual.com.au
-  Keep as much fire protection in service as possible or practical.
-  Plan the work and arrange all needed items in advance to keep the impairment as short as possible.
-  Shut down any hazardous operations in an orderly fashion before impairing fire protection. If possible remove combustibles.
-  Enforce “No Smoking” regulations in all affected areas.
-  Have responsible individuals tour the affected areas as often as needed, but never less than every half hour.

A Hidden Impairment is not known to management, but found through a good self inspection programme.

When you find a hidden impairment:

-  Restore protection immediately.
-  Report the discovery to management responsible for fire protection.
-  Investigate how it occurred, who impaired the system and why it wasn't reported and the standard procedures followed.
-  Notify Unimutual by emailing service@unimutual.com.au
-  Unimutual will work with you to prevent it from happening again.

* Whilst Unimutual does not require notification of impairment durations of less than 8 hours, all other standard precautions and procedures listed within this document should be followed.